

Scaled data based on original data using  
LM-79-08 Approved Method: Electrical and Photometric Measurements of Solid-  
State Lighting Products

Test Report Prepared for  
Cooper Lighting Solutions  
(formerly Eaton)

Brand: McGRAW-EDISON

Report Number: P226887

Luminaire Tested: **ISW-AF-600-LED-E1-SL3-7060-ULG**

Issue Date: 3/3/2020

**Test Information**

Test Method: LM-79-08  
Report Number: P226887  
TEST IS SCALED FROM IESNA LM-79-08 TEST DATA (P35946)-DOWNLIGHT AND  
Test Lab: INNOVATION CENTER-P3  
Issue Date: 3/3/2020  
Manufacturer: COOPER LIGHTING SOLUTIONS (FORMERLY EATON)  
Product Line: MCGRAW-EDISON  
Catalog Number: ISW-AF-600-LED-E1-SL3-7060-ULG  
Description: IMPACT ELITE LED WEDGE LUMINAIRE WITH UPLIGHT  
LIGHT SQUARE WITH ACCULED OPTICS-TYPE III W/SPILL CONTROL, WITH UPLIGHT  
GLOW  
Light Source: (16) 5700K CCT, 70 CRI LEDs and (1) UPLIGHT LED  
Ballast/Driver: ELECTRONIC DRIVER

**Summary**

Lumens per Lamp: N/A  
Luminaire Lumens: 5611.9 lumens  
Efficiency: N/A  
Efficacy: 111.3 lumens/watt  
Luminous Opening: Rectangular w/ Sides (W: 0.5' x L: 0.5' x H: 0.54')  
IES Classification: Type II - Short - Non-Cutoff  
BUG Rating: B1 - U5 - G1  
  
Input Watts (W): 50.4  
Input Voltage (V): 120  
Input Current (Ain): NR  
Voltage Rise (V): NR  
Power Factor: NR  
Total Harmonic Distortion (THDi): NR  
Frequency (hertz): 60  
Stabilization Time: NR  
Operation Time: NR  
Ambient Temperature (°C): NR  
Test Distance: 25 FT

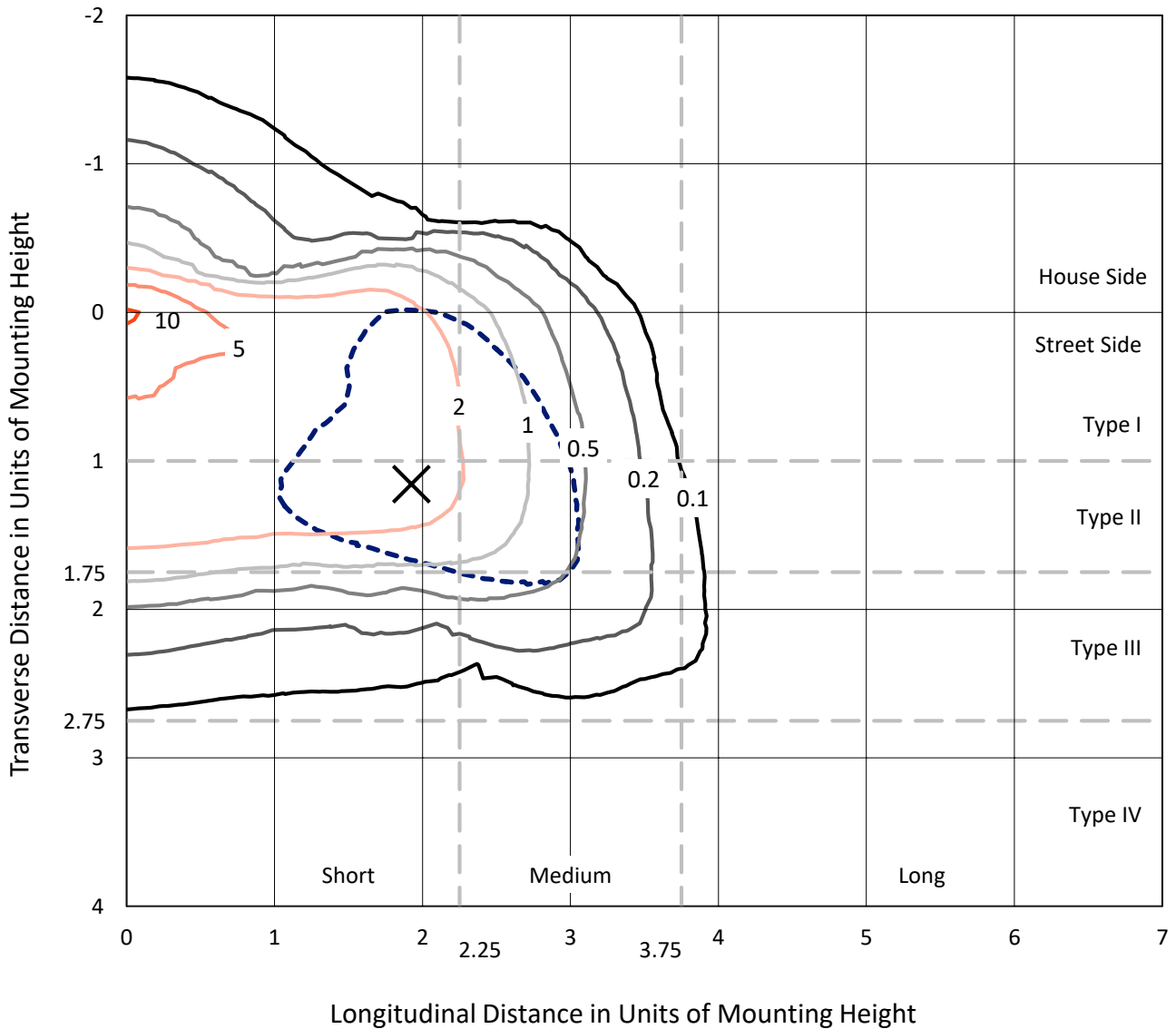


REPORT NUMBER: P226887

CATALOG NUMBER: ISW-AF-600-LED-E1-SL3-7060-ULG

### Iso-Footcandle Lines of Horizontal Illumination

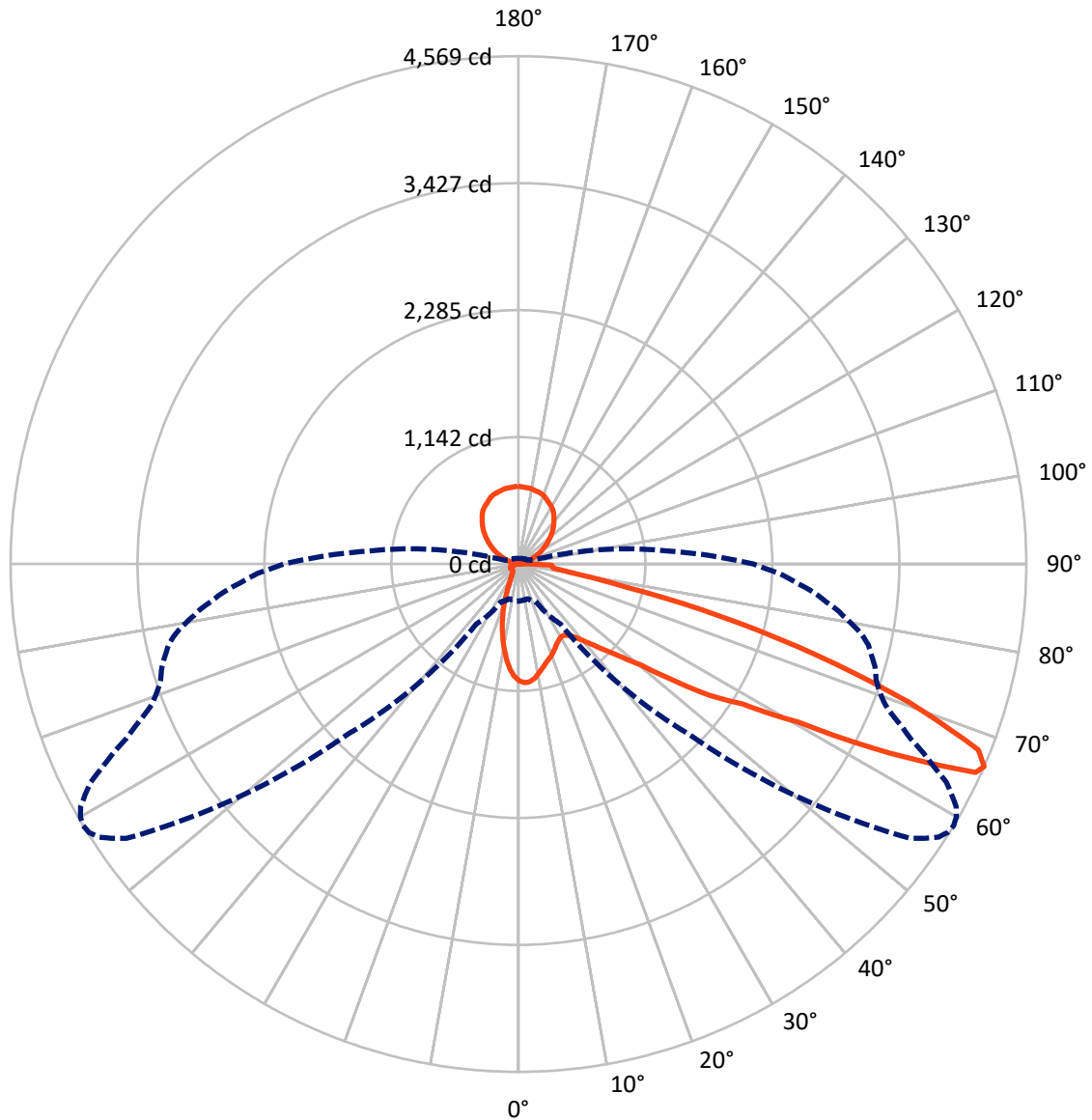
✕ Max cd  
 - - - 1/2 Max cd



Based on 10 foot mounting height. Maximum calculated value = 10.5 fc  
 Type II - Short - Non-Cutoff

REPORT NUMBER: P226887  
CATALOG NUMBER: ISW-AF-600-LED-E1-SL3-7060-ULG

### Luminous Intensity Polar Plot



— Vertical Plane Through 59-Deg Lateral    - - - Horizontal Cone Through 66-Deg Vertical

REPORT NUMBER: P226887

CATALOG NUMBER: ISW-AF-600-LED-E1-SL3-7060-ULG

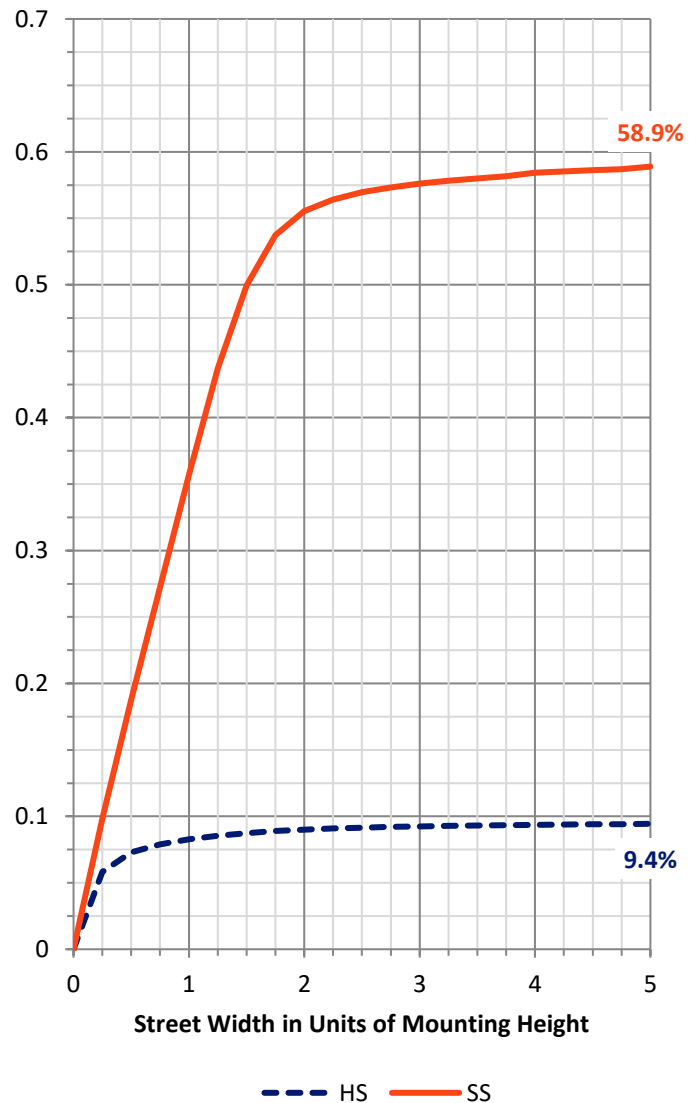
**FLUX DISTRIBUTION:**

		Downward	Upward	Total
<b>House Side</b>	Lumens	538.2	867.8	1406.1
	% Fixture	9.6	15.5	25.1
<b>Street Side</b>	Lumens	3336.8	869.0	4205.8
	% Fixture	59.5	15.5	74.9
<b>Total</b>	Lumens	3875.1	1736.8	5611.9
	% Fixture	69.1	30.9	100.0

**Coefficient of Utilization**

**ZONAL LUMENS:**

Zone	Lumens	% Fixture
0°-10°	89.7	1.6
10°-20°	189.6	3.4
20°-30°	237.8	4.2
30°-40°	325.4	5.8
40°-50°	523.4	9.3
50°-60°	909.6	16.2
60°-70°	1105.1	19.7
70°-80°	412.3	7.3
80°-90°	82.1	1.5
90°-100°	10.9	0.2
100°-110°	57.4	1.0
110°-120°	166.1	3.0
120°-130°	273.2	4.9
130°-140°	336.8	6.0
140°-150°	344.6	6.1
150°-160°	290.3	5.2
160°-170°	191.2	3.4
170°-180°	66.3	1.2
0°-90°	3875.1	69.1
0°-180°	5611.9	100.0



REPORT NUMBER: P226887

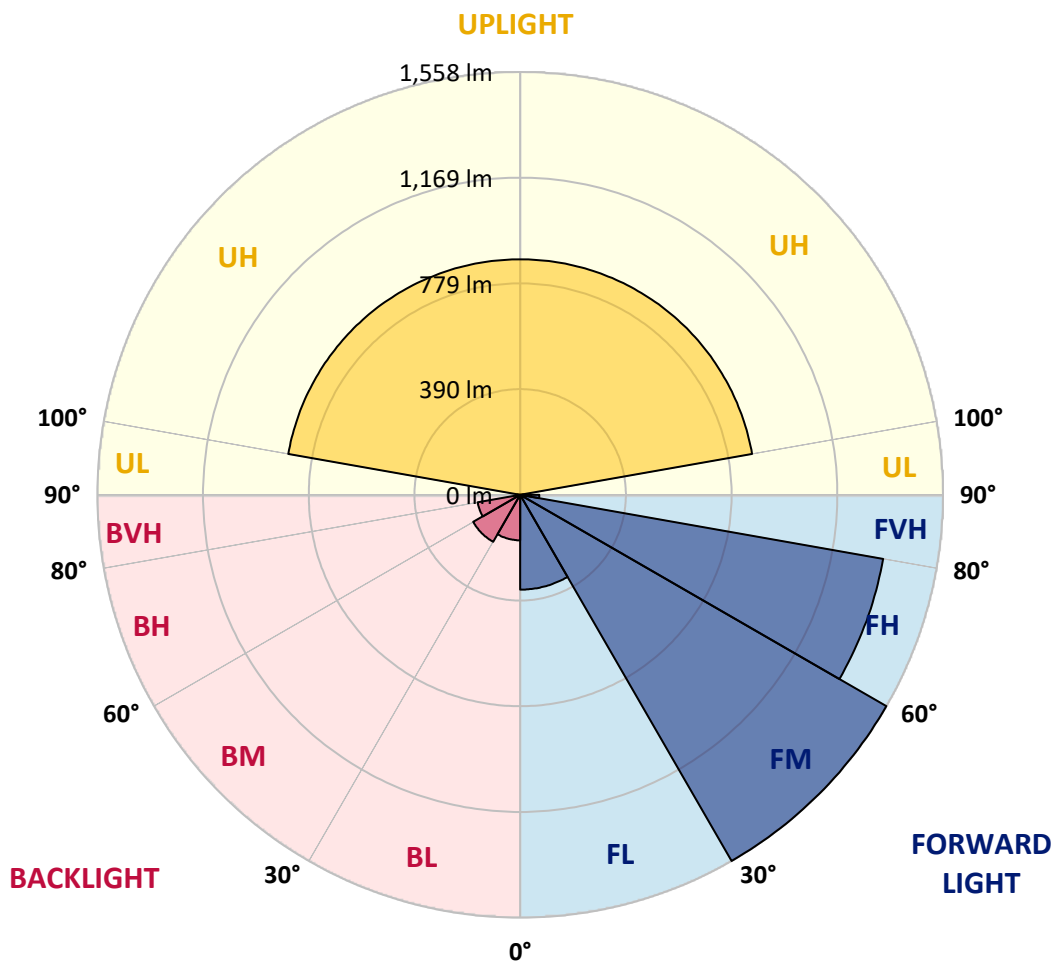
CATALOG NUMBER: ISW-AF-600-LED-E1-SL3-7060-ULG

**LUMINAIRE CLASSIFICATION SYSTEM LUMEN TABLE AND BUG RATING:**

Zone		Lumens	% Fixture	Zone Rating/Lumen Limit		
				B	U	G
FL	(0°-30°)	349.5	6.2			
FM	(30°-60°)	1558.5	27.8			
FH	(60°-80°)	1358.4	24.2			G1/1800
FVH	(80°-90°)	70.5	1.3			G1/100
BL	(0°-30°)	167.7	3.0	B1/500		
BM	(30°-60°)	199.9	3.6	B0/220		
BH	(60°-80°)	159.0	2.8	B1/500		G1/500
BVH	(80°-90°)	11.6	0.2			G1/100
UL	(90°-100°)	10.9	0.2		U2/50	
UH	(100°-180°)	867.8	15.5		U4/1000	

**BUG Rating: B1-U5-G1**

Type II Short





REPORT NUMBER: P226887

CATALOG NUMBER: ISW-AF-600-LED-E1-SL3-7060-ULG

**CANDELA DISTRIBUTION (FULL):**

	0°	5°	15°	25°	35°	45°	55°	56°	57°	58°	59°
0°	1052.9	1052.9	1052.9	1052.9	1052.9	1052.9	1052.9	1052.9	1052.9	1052.9	1052.9
2.5°	1080.3	1076.7	1083.2	1080.8	1082.6	1073.7	1071.9	1070.2	1071.3	1069.6	1069.6
5°	1054.7	1052.9	1060.6	1064.8	1068.4	1067.2	1066.6	1066.6	1067.2	1063.0	1063.6
7.5°	979.8	978.6	989.3	997.1	1014.3	1024.4	1037.5	1038.1	1039.3	1037.5	1041.0
10°	900.2	903.8	913.3	925.8	951.3	966.8	991.7	996.5	998.3	998.8	999.4
12.5°	824.2	820.6	832.5	856.2	890.7	915.7	947.2	949.5	952.5	956.7	960.8
15°	756.4	760.6	770.1	795.0	831.3	866.3	907.3	909.7	915.7	919.2	925.2
17.5°	710.1	710.1	720.8	743.9	777.8	822.4	874.1	878.2	883.0	887.7	894.3
20°	686.9	686.9	691.1	704.7	734.4	777.2	839.6	844.4	852.7	858.0	866.9
22.5°	685.1	684.5	683.9	686.9	704.7	738.0	802.8	809.3	816.4	824.7	832.5
25°	704.1	705.9	698.8	694.0	695.8	711.3	767.7	771.3	784.9	790.3	799.8
27.5°	731.5	734.4	728.5	721.4	710.7	700.6	738.0	743.9	752.8	761.8	773.6
30°	770.7	770.1	769.5	764.7	743.9	712.4	729.1	733.2	741.0	748.1	758.2
32.5°	812.9	817.6	821.2	818.8	797.4	743.9	741.6	745.1	752.3	756.4	763.0
35°	867.5	869.9	883.6	883.6	862.2	800.4	776.6	779.6	783.2	784.9	789.7
37.5°	927.5	935.9	956.1	967.9	934.7	870.5	831.9	831.9	833.7	834.8	837.8
40°	997.1	1008.9	1036.9	1059.5	1038.1	957.8	904.4	909.7	907.9	905.6	912.1
42.5°	1077.9	1090.9	1124.8	1146.2	1133.7	1063.0	1001.8	998.3	1003.6	996.5	998.8
45°	1171.8	1181.9	1216.3	1238.9	1249.0	1192.0	1129.6	1122.4	1122.4	1107.0	1113.5
47.5°	1256.1	1259.1	1292.4	1332.2	1364.9	1366.1	1278.1	1273.4	1262.1	1252.0	1249.6
50°	1334.6	1343.5	1364.9	1408.3	1476.6	1536.0	1482.5	1467.7	1455.2	1417.8	1429.0
52.5°	1470.6	1487.9	1501.5	1527.7	1608.5	1729.1	1795.1	1771.9	1768.9	1735.1	1727.3
55°	1496.2	1498.0	1543.1	1694.1	1884.2	1971.0	2097.5	2096.9	2106.4	2095.7	2085.6
57.5°	1376.2	1361.9	1437.4	1636.4	2018.5	2464.1	2425.5	2429.7	2417.2	2384.5	2374.4
60°	1071.9	1083.8	1165.2	1418.9	1921.6	2782.6	3037.5	2962.1	3016.2	2931.2	2885.4
62.5°	603.1	589.4	644.7	911.5	1576.4	2799.3	3871.2	3879.5	3905.7	3858.1	3746.4
65°	389.2	383.3	377.9	461.1	944.8	2448.7	4332.3	4434.5	4495.7	4520.7	4522.4
66°	334.5	329.8	323.2	377.3	658.4	2157.5	4302.6	4411.9	4509.4	4555.7	4569.4
67.5°	284.6	277.5	276.3	312.5	458.1	1673.9	4019.2	4190.9	4277.0	4397.1	4462.4
70°	217.5	213.9	224.6	269.8	351.8	787.9	3202.7	3426.7	3575.3	3669.2	3729.8
72.5°	182.4	181.2	196.1	246.6	333.3	446.8	2241.9	2482.6	2637.6	2727.4	2810.6
75°	142.6	143.8	163.4	235.3	331.6	389.2	1302.5	1531.8	1622.2	1763.6	1871.7
77.5°	107.0	105.8	121.2	190.1	323.2	394.5	676.8	771.9	871.1	943.0	969.1
80°	74.9	76.1	86.8	130.7	251.9	405.8	421.9	443.9	464.7	487.8	492.6
82.5°	49.9	50.5	64.2	89.7	174.7	387.4	394.0	383.9	367.8	347.6	325.6
85°	30.3	31.5	45.8	60.6	135.5	350.6	407.6	380.9	356.5	329.8	303.0
87.5°	15.4	17.2	27.3	35.7	80.2	172.9	424.3	404.6	371.4	330.4	300.7
90°	9.2	9.2	12.9	16.9	24.0	42.1	114.0	103.5	55.5	99.1	53.0
92.5°	4.0	4.0	5.0	6.0	6.0	6.0	7.0	7.0	7.0	7.0	7.0
95°	5.0	5.0	6.0	7.0	7.0	7.0	7.0	7.1	7.2	7.3	7.4
97.5°	7.0	7.0	8.0	8.0	9.0	9.0	12.0	11.8	11.6	11.4	11.2
100°	8.0	8.0	9.0	10.0	12.0	21.0	29.0	28.7	28.4	28.1	27.8
102.5°	11.0	11.0	13.0	18.0	27.0	40.0	50.0	49.7	49.4	49.1	48.8
105°	21.0	22.0	27.0	36.0	48.0	63.0	72.0	71.8	71.6	71.4	71.2
107.5°	41.0	42.0	49.0	58.0	73.0	88.0	95.0	94.9	94.8	94.7	94.6



REPORT NUMBER: P226887

CATALOG NUMBER: ISW-AF-600-LED-E1-SL3-7060-ULG

**CANDELA DISTRIBUTION (continued):**

	0°	5°	15°	25°	35°	45°	55°	56°	57°	58°	59°
110°	66.0	68.0	74.0	87.0	102.0	114.0	120.0	120.1	120.2	120.3	120.4
112.5°	99.0	99.0	106.0	121.0	134.0	143.0	148.0	148.2	148.4	148.6	148.8
115°	140.0	139.0	147.0	159.0	168.0	174.0	179.0	179.3	179.6	179.9	180.2
117.5°	184.0	184.0	189.0	197.0	202.0	205.0	211.0	211.4	211.8	212.2	212.6
120°	225.0	223.0	226.0	233.0	237.0	243.0	246.0	246.4	246.8	247.2	247.6
122.5°	263.0	260.0	261.0	267.0	271.0	277.0	279.0	279.4	279.8	280.2	280.6
125°	298.0	294.0	296.0	299.0	305.0	310.0	313.0	313.2	313.4	313.6	313.8
127.5°	330.0	329.0	329.0	333.0	339.0	340.0	345.0	345.1	345.2	345.3	345.4
130°	363.0	361.0	362.0	366.0	370.0	372.0	377.0	377.4	377.8	378.2	378.6
132.5°	396.0	394.0	393.0	401.0	404.0	405.0	411.0	411.5	412.0	412.5	413.0
135°	429.0	426.0	426.0	432.0	435.0	437.0	443.0	443.5	444.0	444.5	445.0
137.5°	460.0	457.0	459.0	460.0	464.0	468.0	473.0	473.2	473.4	473.6	473.8
140°	488.0	485.0	487.0	489.0	491.0	497.0	500.0	500.2	500.4	500.6	500.8
142.5°	518.0	515.0	517.0	518.0	521.0	525.0	527.0	527.6	528.2	528.8	529.4
145°	550.0	546.0	544.0	547.0	550.0	551.0	556.0	556.6	557.2	557.8	558.4
147.5°	575.0	572.0	571.0	574.0	574.0	575.0	580.0	580.5	581.0	581.5	582.0
150°	595.0	592.0	593.0	593.0	593.0	593.0	597.0	597.3	597.6	597.9	598.2
152.5°	611.0	608.0	608.0	609.0	610.0	610.0	611.0	611.3	611.6	611.9	612.2
155°	629.0	625.0	625.0	627.0	630.0	628.0	626.0	626.5	627.0	627.5	628.0
157.5°	646.0	643.0	643.0	644.0	646.0	645.0	644.0	644.4	644.8	645.2	645.6
160°	663.0	660.0	659.0	656.0	655.0	655.0	658.0	658.6	659.2	659.8	660.4
162.5°	673.0	669.0	669.0	665.0	661.0	663.0	667.0	667.4	667.8	668.2	668.6
165°	681.0	678.0	676.0	676.0	673.0	673.0	672.0	672.5	673.0	673.5	674.0
167.5°	690.0	687.0	684.0	686.0	688.0	685.0	678.0	678.6	679.2	679.8	680.4
170°	698.0	695.0	692.0	692.0	693.0	691.0	686.0	686.3	686.6	686.9	687.2
172.5°	699.0	697.0	695.0	693.0	690.0	690.0	689.0	689.3	689.6	689.9	690.2
175°	700.0	698.0	697.0	695.0	691.0	690.0	690.0	690.5	691.0	691.5	692.0
177.5°	707.0	705.0	700.0	699.0	697.0	695.0	694.0	694.5	695.0	695.5	696.0
180°	700.0	700.0	700.0	700.0	700.0	700.0	700.0	700.0	700.0	700.0	700.0





REPORT NUMBER: P226887

CATALOG NUMBER: ISW-AF-600-LED-E1-SL3-7060-ULG

**CANDELA DISTRIBUTION (continued):**

	60°	61°	62°	63°	64°	65°	66°	67°	68°	69°	70°
0°	1052.9	1052.9	1052.9	1052.9	1052.9	1052.9	1052.9	1052.9	1052.9	1052.9	1052.9
2.5°	1069.0	1070.2	1069.0	1067.2	1069.0	1067.2	1066.6	1066.0	1066.6	1065.4	1064.8
5°	1063.6	1064.8	1064.8	1061.2	1060.6	1063.0	1059.5	1060.6	1059.5	1058.3	1055.9
7.5°	1038.1	1038.7	1039.3	1036.9	1038.7	1038.7	1037.5	1037.5	1036.3	1036.9	1034.5
10°	1002.4	1004.8	1007.2	1006.0	1005.4	1010.7	1008.4	1010.1	1010.1	1008.4	1008.9
12.5°	963.8	967.9	970.9	970.9	973.3	979.2	978.6	979.8	984.6	984.6	982.8
15°	928.1	932.3	937.1	940.6	945.4	949.5	952.5	957.3	959.6	959.6	962.6
17.5°	900.2	906.2	911.5	913.3	919.8	926.9	928.7	934.7	938.2	940.0	943.6
20°	872.9	879.4	886.0	891.9	897.8	906.2	910.3	913.9	919.8	923.4	928.7
22.5°	840.8	850.9	859.2	866.3	876.4	883.6	891.9	897.8	905.0	910.3	914.5
25°	810.5	824.2	835.4	842.6	856.2	866.3	876.4	885.4	894.3	902.0	907.9
27.5°	782.6	798.0	811.7	823.0	837.8	853.9	864.0	878.8	890.7	901.4	908.5
30°	768.9	782.0	796.2	809.3	824.2	844.4	861.0	880.0	894.9	908.5	919.2
32.5°	771.9	783.7	796.2	807.5	823.0	845.5	862.8	884.8	906.7	924.6	938.2
35°	795.6	806.3	814.6	824.7	838.4	855.6	874.1	897.2	924.6	948.3	966.2
37.5°	845.5	848.5	856.8	864.6	871.7	887.7	905.0	924.6	956.1	981.0	1006.0
40°	907.3	915.1	922.8	926.4	934.7	944.8	952.5	973.3	1001.2	1033.9	1061.2
42.5°	999.4	1002.4	1003.6	1004.8	1007.8	1014.9	1026.2	1045.2	1072.5	1101.6	1131.9
45°	1102.8	1106.4	1110.0	1111.7	1107.6	1111.7	1123.6	1132.5	1159.3	1186.6	1225.2
47.5°	1246.0	1235.3	1230.0	1237.1	1233.6	1242.5	1247.8	1253.2	1285.3	1317.9	1350.6
50°	1429.6	1423.1	1414.8	1415.4	1421.9	1416.0	1419.5	1439.1	1449.8	1477.2	1520.6
52.5°	1723.2	1703.0	1671.5	1657.8	1665.5	1660.8	1662.6	1666.7	1659.6	1685.1	1722.0
55°	2085.6	2059.5	2038.7	2026.8	1982.8	1979.3	1950.2	1939.5	1916.3	1940.7	1932.3
57.5°	2344.1	2327.5	2316.8	2281.1	2260.9	2220.5	2208.6	2194.4	2162.3	2178.3	2192.6
60°	2843.2	2783.8	2763.6	2701.2	2680.4	2641.8	2592.5	2568.1	2551.5	2566.9	2557.4
62.5°	3676.3	3593.7	3577.7	3429.7	3393.5	3304.3	3211.6	3199.2	3146.9	3114.2	3106.5
65°	4489.8	4371.5	4283.0	4121.4	4012.0	3884.9	3743.5	3640.1	3533.7	3480.2	3409.5
66°	4550.4	4503.4	4414.3	4319.8	4160.6	4021.5	3861.1	3749.4	3630.0	3536.1	3475.5
67.5°	4447.0	4422.0	4390.5	4326.4	4226.5	4097.0	3944.9	3802.3	3658.5	3548.0	3451.1
70°	3758.9	3786.2	3821.9	3805.2	3748.2	3697.7	3563.4	3483.8	3375.6	3230.7	3171.2
72.5°	2837.3	2910.4	2885.4	2791.5	2747.6	2712.5	2663.8	2610.3	2455.2	2437.4	2367.3
75°	1825.4	1801.0	1817.1	1703.0	1625.1	1593.0	1477.2	1429.6	1313.2	1237.7	1180.1
77.5°	962.0	914.5	877.6	777.2	705.3	663.1	606.7	540.1	437.9	432.0	338.7
80°	446.2	410.0	376.7	341.7	306.6	260.3	225.8	184.2	162.8	139.6	130.1
82.5°	303.0	279.9	259.7	236.5	209.8	177.7	153.3	130.1	111.1	99.8	90.9
85°	274.5	249.6	227.0	197.9	169.9	143.2	117.1	96.9	79.0	68.9	63.0
87.5°	266.8	235.9	212.1	180.6	153.3	126.0	101.0	78.4	61.2	49.9	42.8
90°	41.9	44.4	34.5	33.6	19.5	22.7	19.1	14.9	15.5	13.8	14.3
92.5°	7.0	7.0	7.0	7.0	7.0	7.0	6.9	6.8	6.7	6.6	6.5
95°	7.5	7.6	7.7	7.8	7.9	8.0	7.9	7.8	7.7	7.6	7.5
97.5°	11.0	10.8	10.6	10.4	10.2	10.0	9.9	9.8	9.7	9.6	9.5
100°	27.5	27.2	26.9	26.6	26.3	26.0	25.7	25.4	25.1	24.8	24.5
102.5°	48.5	48.2	47.9	47.6	47.3	47.0	46.5	46.0	45.5	45.0	44.5
105°	71.0	70.8	70.6	70.4	70.2	70.0	69.5	69.0	68.5	68.0	67.5
107.5°	94.5	94.4	94.3	94.2	94.1	94.0	93.6	93.2	92.8	92.4	92.0



REPORT NUMBER: P226887

CATALOG NUMBER: ISW-AF-600-LED-E1-SL3-7060-ULG

**CANDELA DISTRIBUTION (continued):**

	60°	61°	62°	63°	64°	65°	66°	67°	68°	69°	70°
110°	120.5	120.6	120.7	120.8	120.9	121.0	120.8	120.6	120.4	120.2	120.0
112.5°	149.0	149.2	149.4	149.6	149.8	150.0	149.9	149.8	149.7	149.6	149.5
115°	180.5	180.8	181.1	181.4	181.7	182.0	181.7	181.4	181.1	180.8	180.5
117.5°	213.0	213.4	213.8	214.2	214.6	215.0	214.5	214.0	213.5	213.0	212.5
120°	248.0	248.4	248.8	249.2	249.6	250.0	249.5	249.0	248.5	248.0	247.5
122.5°	281.0	281.4	281.8	282.2	282.6	283.0	282.5	282.0	281.5	281.0	280.5
125°	314.0	314.2	314.4	314.6	314.8	315.0	314.5	314.0	313.5	313.0	312.5
127.5°	345.5	345.6	345.7	345.8	345.9	346.0	346.0	346.0	346.0	346.0	346.0
130°	379.0	379.4	379.8	380.2	380.6	381.0	381.0	381.0	381.0	381.0	381.0
132.5°	413.5	414.0	414.5	415.0	415.5	416.0	415.8	415.6	415.4	415.2	415.0
135°	445.5	446.0	446.5	447.0	447.5	448.0	447.9	447.8	447.7	447.6	447.5
137.5°	474.0	474.2	474.4	474.6	474.8	475.0	475.1	475.2	475.3	475.4	475.5
140°	501.0	501.2	501.4	501.6	501.8	502.0	502.2	502.4	502.6	502.8	503.0
142.5°	530.0	530.6	531.2	531.8	532.4	533.0	533.0	533.0	533.0	533.0	533.0
145°	559.0	559.6	560.2	560.8	561.4	562.0	561.9	561.8	561.7	561.6	561.5
147.5°	582.5	583.0	583.5	584.0	584.5	585.0	585.1	585.2	585.3	585.4	585.5
150°	598.5	598.8	599.1	599.4	599.7	600.0	600.3	600.6	600.9	601.2	601.5
152.5°	612.5	612.8	613.1	613.4	613.7	614.0	614.4	614.8	615.2	615.6	616.0
155°	628.5	629.0	629.5	630.0	630.5	631.0	631.5	632.0	632.5	633.0	633.5
157.5°	646.0	646.4	646.8	647.2	647.6	648.0	648.2	648.4	648.6	648.8	649.0
160°	661.0	661.6	662.2	662.8	663.4	664.0	663.7	663.4	663.1	662.8	662.5
162.5°	669.0	669.4	669.8	670.2	670.6	671.0	670.9	670.8	670.7	670.6	670.5
165°	674.5	675.0	675.5	676.0	676.5	677.0	677.3	677.6	677.9	678.2	678.5
167.5°	681.0	681.6	682.2	682.8	683.4	684.0	684.4	684.8	685.2	685.6	686.0
170°	687.5	687.8	688.1	688.4	688.7	689.0	689.5	690.0	690.5	691.0	691.5
172.5°	690.5	690.8	691.1	691.4	691.7	692.0	692.2	692.4	692.6	692.8	693.0
175°	692.5	693.0	693.5	694.0	694.5	695.0	695.1	695.2	695.3	695.4	695.5
177.5°	696.5	697.0	697.5	698.0	698.5	699.0	699.2	699.4	699.6	699.8	700.0
180°	700.0	700.0	700.0	700.0	700.0	700.0	700.0	700.0	700.0	700.0	700.0



REPORT NUMBER: P226887

CATALOG NUMBER: ISW-AF-600-LED-E1-SL3-7060-ULG

**CANDELA DISTRIBUTION (continued):**

	71°	72°	73°	74°	75°	76°	77°	78°	79°	80°	81°
0°	1052.9	1052.9	1052.9	1052.9	1052.9	1052.9	1052.9	1052.9	1052.9	1052.9	1052.9
2.5°	1063.6	1061.8	1063.6	1063.0	1060.6	1061.2	1061.8	1059.5	1058.3	1058.3	1057.7
5°	1054.1	1052.9	1054.1	1053.5	1049.9	1049.4	1049.4	1047.6	1045.2	1043.4	1042.2
7.5°	1031.5	1032.7	1032.1	1030.3	1028.6	1028.6	1026.8	1022.6	1020.2	1017.9	1015.5
10°	1006.0	1006.0	1006.6	1006.0	1003.0	1001.8	999.4	997.1	997.7	991.7	987.0
12.5°	983.4	983.4	982.8	981.6	979.8	979.2	979.2	972.1	970.3	968.5	963.2
15°	962.0	963.2	963.2	963.2	960.2	960.2	957.3	952.5	952.5	947.2	941.8
17.5°	945.4	947.2	946.6	947.2	947.7	944.2	938.8	935.9	932.3	929.3	922.2
20°	931.1	932.3	932.9	932.9	931.1	928.7	924.0	919.2	916.8	910.9	902.0
22.5°	918.0	920.4	921.0	921.0	918.6	916.8	912.1	905.0	900.2	893.1	884.8
25°	912.7	915.7	913.9	915.1	912.7	908.5	902.0	896.1	888.9	880.0	871.1
27.5°	914.5	918.6	917.4	916.8	913.9	910.9	902.6	895.5	887.1	876.4	865.2
30°	925.2	932.3	929.3	926.9	926.4	919.2	911.5	901.4	891.9	879.4	866.3
32.5°	945.4	948.9	949.5	947.7	944.8	938.8	928.1	915.1	904.4	889.5	874.1
35°	978.6	982.2	981.0	981.0	978.1	968.5	955.5	942.4	927.5	910.9	894.9
37.5°	1025.0	1031.5	1030.3	1028.0	1024.4	1013.1	1003.0	987.0	970.3	948.3	929.9
40°	1083.2	1093.3	1102.2	1100.5	1092.1	1082.0	1072.5	1054.1	1037.5	1013.1	992.9
42.5°	1161.7	1175.3	1186.6	1194.9	1191.4	1178.3	1161.7	1153.9	1130.2	1105.2	1084.4
45°	1262.1	1290.6	1300.7	1310.8	1310.8	1302.5	1298.9	1283.5	1258.5	1225.2	1205.6
47.5°	1394.6	1432.6	1443.9	1461.1	1471.2	1462.3	1455.8	1429.6	1413.0	1367.3	1362.5
50°	1555.6	1593.6	1624.5	1644.7	1641.8	1649.5	1634.0	1619.2	1596.0	1558.6	1545.5
52.5°	1761.2	1791.5	1819.4	1831.3	1843.8	1842.0	1838.5	1828.3	1799.2	1779.0	1745.8
55°	1972.1	1997.1	2031.0	2050.6	2066.6	2063.7	2050.0	2025.6	2031.0	1988.8	1970.4
57.5°	2212.2	2239.5	2276.4	2294.8	2301.9	2338.2	2329.3	2326.3	2316.2	2301.3	2282.3
60°	2625.2	2632.9	2663.2	2709.5	2766.6	2755.3	2769.6	2779.1	2786.2	2752.9	2750.5
62.5°	3117.2	3126.7	3152.8	3162.3	3170.6	3171.8	3152.8	3152.8	3120.1	3077.4	3044.1
65°	3385.7	3366.1	3348.3	3338.2	3316.2	3296.6	3268.1	3229.5	3174.2	3108.3	3048.8
66°	3424.4	3384.6	3361.4	3335.8	3300.8	3264.5	3230.7	3177.8	3113.0	3034.6	2956.1
67.5°	3386.9	3332.3	3278.2	3240.8	3192.0	3126.7	3067.3	3005.5	2944.3	2836.7	2763.6
70°	3045.3	2979.9	2920.5	2838.5	2761.2	2697.1	2594.9	2487.3	2398.8	2285.9	2214.0
72.5°	2261.5	2184.3	2107.0	1991.8	1879.5	1862.8	1734.5	1607.9	1540.2	1449.3	1376.2
75°	1117.1	1019.6	881.2	819.4	729.7	685.7	661.3	569.8	547.9	458.1	456.9
77.5°	315.5	271.0	240.7	209.8	196.7	187.2	154.5	148.0	134.3	131.9	124.2
80°	119.4	112.9	109.9	107.0	104.0	102.2	101.0	96.3	93.9	90.3	88.5
82.5°	86.2	83.8	78.4	76.7	74.3	70.7	70.1	67.1	65.4	61.8	60.6
85°	58.2	55.3	52.3	49.3	48.1	47.5	45.8	44.6	43.4	41.6	41.0
87.5°	39.2	36.2	32.7	31.5	30.9	31.5	32.1	30.9	30.3	29.1	28.5
90°	13.8	15.5	14.9	14.9	16.1	14.7	14.5	14.9	14.1	13.9	13.1
92.5°	6.4	6.3	6.2	6.1	6.0	6.0	6.0	6.0	6.0	6.0	6.0
95°	7.4	7.3	7.2	7.1	7.0	7.0	7.0	7.0	7.0	7.0	7.0
97.5°	9.4	9.3	9.2	9.1	9.0	8.9	8.8	8.7	8.6	8.5	8.4
100°	24.2	23.9	23.6	23.3	23.0	22.6	22.2	21.8	21.4	21.0	20.6
102.5°	44.0	43.5	43.0	42.5	42.0	41.7	41.4	41.1	40.8	40.5	40.2
105°	67.0	66.5	66.0	65.5	65.0	64.6	64.2	63.8	63.4	63.0	62.6
107.5°	91.6	91.2	90.8	90.4	90.0	89.7	89.4	89.1	88.8	88.5	88.2



REPORT NUMBER: P226887  
 CATALOG NUMBER: ISW-AF-600-LED-E1-SL3-7060-ULG

REPORT N  
 CATALOG

**CANDELA DISTRIBUTION (continued):**

**CANDELA**

	71°	72°	73°	74°	75°	76°	77°	78°	79°	80°	81°	
110°	119.8	119.6	119.4	119.2	119.0	118.7	118.4	118.1	117.8	117.5	117.2	0°
112.5°	149.4	149.3	149.2	149.1	149.0	148.8	148.6	148.4	148.2	148.0	147.8	2.5°
115°	180.2	179.9	179.6	179.3	179.0	178.8	178.6	178.4	178.2	178.0	177.8	5°
117.5°	212.0	211.5	211.0	210.5	210.0	209.8	209.6	209.4	209.2	209.0	208.8	7.5°
120°	247.0	246.5	246.0	245.5	245.0	244.8	244.6	244.4	244.2	244.0	243.8	10°
122.5°	280.0	279.5	279.0	278.5	278.0	277.8	277.6	277.4	277.2	277.0	276.8	12.5°
125°	312.0	311.5	311.0	310.5	310.0	310.0	310.0	310.0	310.0	310.0	310.0	15°
127.5°	346.0	346.0	346.0	346.0	346.0	345.9	345.8	345.7	345.6	345.5	345.4	17.5°
130°	381.0	381.0	381.0	381.0	381.0	380.8	380.6	380.4	380.2	380.0	379.8	20°
132.5°	414.8	414.6	414.4	414.2	414.0	414.0	414.0	414.0	414.0	414.0	414.0	22.5°
135°	447.4	447.3	447.2	447.1	447.0	447.3	447.6	447.9	448.2	448.5	448.8	25°
137.5°	475.6	475.7	475.8	475.9	476.0	476.5	477.0	477.5	478.0	478.5	479.0	27.5°
140°	503.2	503.4	503.6	503.8	504.0	504.5	505.0	505.5	506.0	506.5	507.0	30°
142.5°	533.0	533.0	533.0	533.0	533.0	533.1	533.2	533.3	533.4	533.5	533.6	32.5°
145°	561.4	561.3	561.2	561.1	561.0	560.7	560.4	560.1	559.8	559.5	559.2	35°
147.5°	585.6	585.7	585.8	585.9	586.0	585.7	585.4	585.1	584.8	584.5	584.2	37.5°
150°	601.8	602.1	602.4	602.7	603.0	603.3	603.6	603.9	604.2	604.5	604.8	40°
152.5°	616.4	616.8	617.2	617.6	618.0	618.5	619.0	619.5	620.0	620.5	621.0	42.5°
155°	634.0	634.5	635.0	635.5	636.0	636.2	636.4	636.6	636.8	637.0	637.2	45°
157.5°	649.2	649.4	649.6	649.8	650.0	650.0	650.0	650.0	650.0	650.0	650.0	47.5°
160°	662.2	661.9	661.6	661.3	661.0	660.9	660.8	660.7	660.6	660.5	660.4	50°
162.5°	670.4	670.3	670.2	670.1	670.0	669.8	669.6	669.4	669.2	669.0	668.8	52.5°
165°	678.8	679.1	679.4	679.7	680.0	679.8	679.6	679.4	679.2	679.0	678.8	55°
167.5°	686.4	686.8	687.2	687.6	688.0	688.0	688.0	688.0	688.0	688.0	688.0	57.5°
170°	692.0	692.5	693.0	693.5	694.0	694.2	694.4	694.6	694.8	695.0	695.2	60°
172.5°	693.2	693.4	693.6	693.8	694.0	694.2	694.4	694.6	694.8	695.0	695.2	62.5°
175°	695.6	695.7	695.8	695.9	696.0	695.8	695.6	695.4	695.2	695.0	694.8	65°
177.5°	700.2	700.4	700.6	700.8	701.0	700.7	700.4	700.1	699.8	699.5	699.2	66°
180°	700.0	700.0	700.0	700.0	700.0	700.0	700.0	700.0	700.0	700.0	700.0	67.5°
												70°
												72.5°
												75°
												77.5°
												80°
												82.5°
												85°
												87.5°
												90°
												92.5°
												95°
												97.5°
												100°
												102.5°
												105°
												107.5°

NUMBER: P226887  
 NUMBER: ISW-AF-600-LED-E1-SL3-7060-ULG

REPORT NUMBER: P  
 CATALOG NUMBER:

**DISTRIBUTION (continued):**

**CANDELA DISTRIBUTION**

82°	83°	84°	85°	86°	87°	88°	89°	90°	95°	105°	82°	
1052.9	1052.9	1052.9	1052.9	1052.9	1052.9	1052.9	1052.9	1052.9	1052.9	1052.9	110°	116.9
1056.5	1054.7	1055.3	1052.9	1052.3	1053.5	1054.1	1054.1	1052.3	1041.6	1029.2	112.5°	147.6
1041.0	1037.5	1036.9	1035.1	1032.1	1035.7	1033.9	1030.9	1027.4	1014.9	990.5	115°	177.6
1012.5	1010.1	1007.2	1004.8	1003.0	1001.8	1001.2	998.3	991.7	968.5	927.5	117.5°	208.6
985.2	982.2	978.6	973.3	970.9	967.4	967.4	960.2	955.5	926.4	865.7	120°	243.6
958.4	953.1	951.3	947.7	941.2	938.2	934.1	926.9	919.8	884.8	805.1	122.5°	276.6
938.2	932.9	925.2	922.8	915.7	909.1	903.8	894.3	886.5	840.2	741.6	125°	310.0
916.3	912.1	903.8	898.4	890.7	883.0	874.1	862.2	856.8	798.0	681.0	127.5°	345.3
898.4	888.9	879.4	874.7	865.2	856.2	847.3	833.1	822.4	756.4	616.8	130°	379.6
877.6	869.3	859.2	850.9	837.8	827.7	817.6	802.8	789.7	714.2	552.0	132.5°	414.0
863.4	851.5	840.8	831.3	816.4	804.5	790.3	774.2	761.2	673.8	480.7	135°	449.1
855.1	843.2	829.5	817.6	800.4	786.7	771.3	753.4	736.8	641.1	413.6	137.5°	479.5
852.7	838.4	824.2	809.3	791.5	774.2	755.8	738.0	716.6	609.6	340.5	140°	507.5
859.8	842.6	826.5	808.7	787.9	768.3	749.9	726.7	705.3	582.3	268.6	142.5°	533.7
879.4	858.6	840.2	820.6	796.8	775.4	753.4	727.3	703.5	563.3	205.6	145°	558.9
910.3	890.7	869.3	849.7	822.4	798.6	774.2	746.3	717.8	555.6	155.1	147.5°	583.9
972.7	946.6	924.6	903.8	872.3	847.9	820.0	786.1	754.0	562.7	129.5	150°	605.1
1060.1	1027.4	1007.2	988.7	949.5	922.8	890.7	852.1	815.8	582.9	114.1	152.5°	621.5
1180.7	1155.7	1119.5	1090.9	1051.1	1021.4	985.8	939.4	899.0	611.4	106.4	155°	637.4
1331.6	1298.9	1263.3	1234.2	1190.8	1139.1	1101.6	1045.8	1000.0	656.0	102.8	157.5°	650.0
1516.4	1477.2	1429.0	1404.7	1344.7	1304.3	1254.4	1194.3	1136.1	724.9	104.6	160°	660.3
1717.2	1675.0	1637.6	1591.3	1536.6	1491.4	1443.9	1380.3	1307.2	855.6	111.7	162.5°	668.6
1929.4	1902.0	1866.4	1806.4	1776.7	1719.6	1659.0	1588.9	1536.0	1025.6	128.9	165°	678.6
2238.3	2208.6	2204.5	2145.7	2100.5	2048.8	2001.3	1943.0	1880.6	1327.4	169.3	167.5°	688.0
2713.7	2682.8	2647.7	2602.0	2548.5	2484.3	2425.5	2347.1	2277.6	1629.9	188.4	170°	695.4
2995.4	2938.3	2875.3	2805.8	2728.0	2648.3	2569.3	2468.9	2367.9	1648.3	169.9	172.5°	695.4
2971.6	2900.9	2820.7	2726.2	2644.2	2546.1	2461.2	2331.6	2239.5	1467.7	138.4	175°	694.6
2883.6	2786.8	2711.3	2624.6	2521.8	2433.8	2344.1	2216.4	2111.2	1345.9	126.6	177.5°	698.9
2658.4	2575.9	2471.3	2388.1	2312.0	2206.9	2122.5	2003.0	1930.6	1167.0	113.5	180°	700.0
2124.9	2010.8	1922.2	1857.5	1771.3	1676.2	1601.4	1500.9	1436.8	772.5	98.0		
1237.7	1209.2	1110.0	1054.1	1001.8	924.6	865.2	817.0	732.6	374.3	86.8		
381.5	354.7	351.2	298.3	315.5	269.8	262.6	238.9	238.9	143.8	68.3		
121.8	119.4	114.7	108.1	105.8	105.8	102.8	102.2	97.4	77.2	51.1		
86.2	84.4	82.6	80.8	79.6	80.2	77.8	76.7	75.5	55.9	40.4		
59.4	57.6	54.1	54.1	52.9	52.3	52.9	50.5	49.9	39.2	33.9		
40.4	39.8	39.2	38.6	38.0	37.4	36.8	35.1	33.9	27.3	23.8		
26.7	22.6	22.0	19.0	18.4	17.8	16.6	17.8	19.6	19.6	15.4		
13.5	12.7	13.1	12.9	11.8	12.3	12.3	11.2	11.2	12.9	14.3		
6.0	6.0	6.0	6.0	6.0	6.0	6.0	6.0	6.0	6.0	6.0		
7.0	7.0	7.0	7.0	7.0	7.0	7.0	7.0	7.0	7.0	7.0		
8.3	8.2	8.1	8.0	8.0	8.0	8.0	8.0	8.0	8.0	9.0		
20.2	19.8	19.4	19.0	19.0	19.0	19.0	19.0	19.0	19.0	23.0		
39.9	39.6	39.3	39.0	38.8	38.6	38.4	38.2	38.0	39.0	42.0		
62.2	61.8	61.4	61.0	61.0	61.0	61.0	61.0	61.0	61.0	65.0		
87.9	87.6	87.3	87.0	86.8	86.6	86.4	86.2	86.0	87.0	90.0		

'226887  
 ISW-AF-600-LED-E1-SL3-7060-ULG

REPORT NUMBER: P226887  
 CATALOG NUMBER: ISW-AF-60

**TION (continued):**

**CANDELA DISTRIBUTION (con**

83°	84°	85°	86°	87°	88°	89°	90°	95°	105°		115°	125°
116.6	116.3	116.0	116.2	116.4	116.6	116.8	117.0	116.0	119.0	0°	1052.9	1052.9
147.4	147.2	147.0	147.0	147.0	147.0	147.0	147.0	147.0	149.0	2.5°	1018.5	1008.9
177.4	177.2	177.0	177.2	177.4	177.6	177.8	178.0	177.0	179.0	5°	964.4	943.0
208.4	208.2	208.0	208.2	208.4	208.6	208.8	209.0	208.0	210.0	7.5°	891.3	849.7
243.4	243.2	243.0	243.0	243.0	243.0	243.0	243.0	243.0	245.0	10°	807.5	747.5
276.4	276.2	276.0	276.2	276.4	276.6	276.8	277.0	276.0	278.0	12.5°	720.8	644.1
310.0	310.0	310.0	310.0	310.0	310.0	310.0	310.0	310.0	310.0	15°	640.0	538.3
345.2	345.1	345.0	345.4	345.8	346.2	346.6	347.0	345.0	346.0	17.5°	555.0	429.6
379.4	379.2	379.0	379.2	379.4	379.6	379.8	380.0	379.0	381.0	20°	473.6	324.4
414.0	414.0	414.0	414.2	414.4	414.6	414.8	415.0	414.0	414.0	22.5°	381.5	227.6
449.4	449.7	450.0	450.2	450.4	450.6	450.8	451.0	450.0	447.0	25°	279.9	165.2
480.0	480.5	481.0	481.2	481.4	481.6	481.8	482.0	481.0	476.0	27.5°	199.7	131.9
508.0	508.5	509.0	509.4	509.8	510.2	510.6	511.0	509.0	504.0	30°	149.1	111.1
533.8	533.9	534.0	534.4	534.8	535.2	535.6	536.0	534.0	533.0	32.5°	119.4	96.3
558.6	558.3	558.0	558.4	558.8	559.2	559.6	560.0	558.0	561.0	35°	101.6	87.3
583.6	583.3	583.0	583.4	583.8	584.2	584.6	585.0	583.0	586.0	37.5°	90.9	81.4
605.4	605.7	606.0	606.8	607.6	608.4	609.2	610.0	606.0	603.0	40°	85.0	78.4
622.0	622.5	623.0	624.0	625.0	626.0	627.0	628.0	623.0	618.0	42.5°	81.4	75.5
637.6	637.8	638.0	638.6	639.2	639.8	640.4	641.0	638.0	636.0	45°	79.6	73.7
650.0	650.0	650.0	651.0	652.0	653.0	654.0	655.0	650.0	650.0	47.5°	78.4	71.3
660.2	660.1	660.0	661.2	662.4	663.6	664.8	666.0	660.0	661.0	50°	77.2	71.3
668.4	668.2	668.0	669.2	670.4	671.6	672.8	674.0	668.0	670.0	52.5°	77.8	72.5
678.4	678.2	678.0	678.8	679.6	680.4	681.2	682.0	678.0	680.0	55°	80.8	72.5
688.0	688.0	688.0	689.2	690.4	691.6	692.8	694.0	688.0	688.0	57.5°	85.6	72.5
695.6	695.8	696.0	697.0	698.0	699.0	700.0	701.0	696.0	694.0	60°	89.1	73.7
695.6	695.8	696.0	697.0	698.0	699.0	700.0	701.0	696.0	694.0	62.5°	90.3	76.1
694.4	694.2	694.0	695.0	696.0	697.0	698.0	699.0	694.0	696.0	65°	89.1	77.2
698.6	698.3	698.0	698.8	699.6	700.4	701.2	702.0	698.0	701.0	66°	87.9	77.2
700.0	700.0	700.0	700.0	700.0	700.0	700.0	700.0	700.0	700.0	67.5°	86.2	76.1
										70°	82.0	71.3
										72.5°	73.7	64.2
										75°	63.0	51.7
										77.5°	51.1	41.6
										80°	38.0	31.5
										82.5°	27.9	24.4
										85°	19.6	17.2
										87.5°	11.9	10.7
										90°	12.0	10.0
										92.5°	7.0	7.0
										95°	8.0	7.0
										97.5°	10.0	12.0
										100°	26.0	29.0
										102.5°	47.0	50.0
										105°	70.0	72.0
										107.5°	94.0	95.0



REPORT NUMBER: P226887

CATALOG NUMBER: ISW-AF-600-LED-E1-

00-LED-E1-SL3-7060-ULG

**tinued):**

135°	145°	155°	165°	175°	180°
1052.9	1052.9	1052.9	1052.9	1052.9	1052.9
1002.4	1001.8	987.0	984.0	973.9	979.2
917.4	907.3	880.6	875.3	864.0	861.0
815.8	787.9	766.5	742.7	720.2	731.5
697.0	650.1	603.1	572.2	559.7	555.6
584.1	499.7	440.9	380.3	358.9	366.6
447.4	351.2	272.7	237.7	217.5	213.9
315.5	225.2	189.0	180.0	175.9	175.9
213.9	171.7	158.1	153.9	153.9	154.5
162.8	144.4	138.4	139.0	141.4	142.0
134.9	127.8	124.8	128.9	133.7	134.3
116.5	114.7	115.3	120.6	125.4	126.0
102.2	104.0	106.4	111.1	115.3	116.5
92.1	95.1	96.9	99.8	102.2	102.8
85.0	88.5	87.9	89.7	91.5	92.1
80.8	82.6	80.8	82.0	82.0	83.2
77.2	77.8	74.9	75.5	76.7	76.7
73.7	73.1	70.1	71.3	73.1	73.7
70.1	68.9	66.6	68.9	71.9	72.5
67.1	66.0	64.8	67.7	71.3	71.9
66.0	64.8	63.6	67.7	71.3	71.9
66.0	64.8	63.6	66.6	70.1	70.7
66.6	65.4	63.0	66.0	68.3	68.9
67.1	66.0	61.8	63.6	64.8	65.4
67.1	64.8	60.6	61.2	61.2	61.8
66.0	63.0	58.2	58.2	57.6	57.6
66.0	60.6	55.9	54.7	53.5	53.5
65.4	60.0	55.3	53.5	51.7	51.7
64.2	58.8	54.1	51.7	49.9	49.9
60.0	56.4	51.1	48.7	46.9	46.3
53.5	51.7	47.5	45.8	44.0	43.4
45.2	45.8	43.4	42.2	40.4	39.8
38.0	39.2	38.0	37.4	36.2	35.7
30.3	32.7	31.5	31.5	32.1	30.9
23.2	26.1	25.0	26.1	27.3	25.6
16.0	19.0	19.0	19.6	20.2	19.0
10.1	12.5	11.9	12.5	12.5	11.9
9.4	12.2	10.4	10.6	8.0	7.4
6.0	6.0	6.0	5.0	4.0	4.0
7.0	7.0	7.0	6.0	5.0	5.0
9.0	9.0	8.0	8.0	7.0	7.0
21.0	12.0	10.0	9.0	8.0	8.0
40.0	27.0	18.0	13.0	11.0	11.0
63.0	48.0	36.0	27.0	22.0	21.0
88.0	73.0	58.0	49.0	42.0	41.0

**CANDELA DISTRIBUTION (continued):**

	115°	125°	135°
110°	121.0	120.0	114.0
112.5°	150.0	148.0	143.0
115°	182.0	179.0	174.0
117.5°	215.0	211.0	205.0
120°	250.0	246.0	243.0
122.5°	283.0	279.0	277.0
125°	315.0	313.0	310.0
127.5°	346.0	345.0	340.0
130°	381.0	377.0	372.0
132.5°	416.0	411.0	405.0
135°	448.0	443.0	437.0
137.5°	475.0	473.0	468.0
140°	502.0	500.0	497.0
142.5°	533.0	527.0	525.0
145°	562.0	556.0	551.0
147.5°	585.0	580.0	575.0
150°	600.0	597.0	593.0
152.5°	614.0	611.0	610.0
155°	631.0	626.0	628.0
157.5°	648.0	644.0	645.0
160°	664.0	658.0	655.0
162.5°	671.0	667.0	663.0
165°	677.0	672.0	673.0
167.5°	684.0	678.0	685.0
170°	689.0	686.0	691.0
172.5°	692.0	689.0	690.0
175°	695.0	690.0	690.0
177.5°	699.0	694.0	695.0
180°	700.0	700.0	700.0



-SL3-7060-ULG

145°	155°	165°	175°	180°
102.0	87.0	74.0	68.0	66.0
134.0	121.0	106.0	99.0	99.0
168.0	159.0	147.0	139.0	140.0
202.0	197.0	189.0	184.0	184.0
237.0	233.0	226.0	223.0	225.0
271.0	267.0	261.0	260.0	263.0
305.0	299.0	296.0	294.0	298.0
339.0	333.0	329.0	329.0	330.0
370.0	366.0	362.0	361.0	363.0
404.0	401.0	393.0	394.0	396.0
435.0	432.0	426.0	426.0	429.0
464.0	460.0	459.0	457.0	460.0
491.0	489.0	487.0	485.0	488.0
521.0	518.0	517.0	515.0	518.0
550.0	547.0	544.0	546.0	550.0
574.0	574.0	571.0	572.0	575.0
593.0	593.0	593.0	592.0	595.0
610.0	609.0	608.0	608.0	611.0
630.0	627.0	625.0	625.0	629.0
646.0	644.0	643.0	643.0	646.0
655.0	656.0	659.0	660.0	663.0
661.0	665.0	669.0	669.0	673.0
673.0	676.0	676.0	678.0	681.0
688.0	686.0	684.0	687.0	690.0
693.0	692.0	692.0	695.0	698.0
690.0	693.0	695.0	697.0	699.0
691.0	695.0	697.0	698.0	700.0
697.0	699.0	700.0	705.0	707.0
700.0	700.0	700.0	700.0	700.0

(END OF REPORT)